

## MODELS

Your World  
In Better Comfort



RAS-08HT/RAC-08HTP



RAS-10HT/RAC-10HTP



RAS-15HT/RAC-15HTP



RAS-19HT/RAC-19HTP



RAS-24HT/RAC-24HTP

## UNIT GENERAL DATA

Model			RAS-08HT	RAS-10HT	RAS-15HT	RAS-19HT	RAS-24HT		
Type			Split Indoor Unit	Split Indoor Unit	Split Indoor Unit	Split Indoor Unit	Split Indoor Unit		
Input Power			-	-	-	-	-		
Moisture Removal (L/h)			1.4	1.78	2.8	3.4	4.3		
Dimensions			mm (WxHxD)		810 x 300 x 215	810 x 300 x 215	910 x 300 x 215	1080 x 300 x 225	1080 x 300 x 225
Weight			kg		9	9	11	13	13
Piping Size (mm)			Liquid Pipe		6.35	6.35	6.35	6.35	6.35
			Gas Pipe		9.53	9.53	12.7	12.7	15.88

Model			RAC-08HTP	RAC-10HTP	RAC-15HTP	RAC-19HTP	RAC-24HTP		
Type			Split Outdoor Unit	Split Outdoor Unit	Split Outdoor Unit	Split Outdoor Unit	Split Outdoor Unit		
Input Power			Single 230V 60Hz	Single 230V 60Hz	Single 230V 60Hz	Single 230V 60Hz	Single 230V 60Hz		
Dimensions			mm (WxHxD)		730 x 600 x 290	730 x 600 x 290	730 x 600 x 290	810 x 685 x 300	880 x 790 x 315
Weight			kg		34	34	38	48	55
Refrigerant (R410A)			g		770	770	1100	1250	1650
Piping Size (mm)			Liquid Pipe		6.35	6.35	6.35	6.35	6.35
			Gas Pipe		9.53	9.53	12.7	12.7	15.88
Cooling	Capacity	kJ/h	9000 (4680-10640)	11500 (4680-12540)	15580 (4680-18240)	19000 (5760-22800)	23940 (6480-26600)		
	Power Consumption	Watts	581 (302-765)	833 (302-1000)	1066 (295-1391)	1332 (364-1875)	1692 (434-2456)		
	Running Current	Amps	2.8 (1.6-3.6)	4.0 (1.6-4.7)	4.8 (1.4-6.5)	6.0 (1.8-8.4)	7.6 (2.2-11.3)		
	Energy Efficiency Ratio (EER)	kJ/hW	15.50 (15.50-13.91)	13.80 (15.50-12.54)	14.62 (15.86-13.11)	14.26 (15.82-12.16)	14.15 (14.93-10.83)		



HITACHI  
Air conditioning solutions

Manila Office: Tel: (02) 362-4847 Fax: (02) 362-1769 Service: (02) 362-3842  
Cebu Office: Tel: (032) 232-6634 Fax: (032) 231-7533 Service: (032) 232-8831

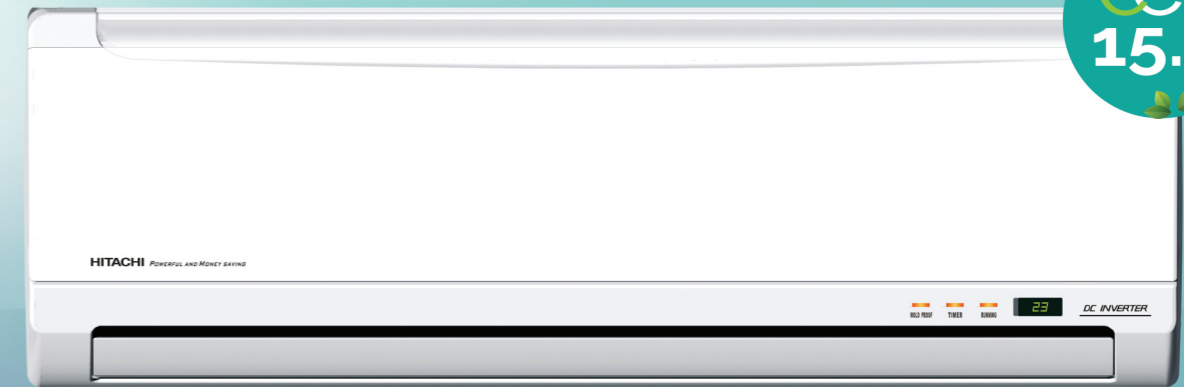
Specifications in this catalog are subject to change without any notice in order that HITACHI may bring the latest innovations to our customers.

RASINV-1701

# HITACHI

PREMIUM-QUALITY COMFORT FOR THE WHOLE FAMILY

ROYAL SPLIT TYPE AIR CONDITIONER  
WITH FULL DC INVERTER TECHNOLOGY



Get more savings  
with  
**3 INVERTERS IN 1**  
FULL DC INVERTER  
TECHNOLOGY

\*Applicable to RAS/RAC-08HTP model



Higher EERs.  
Proudly Filipino-Made.



Hitachi Air Conditioner Philippines



HITACHI  
Air conditioning solutions

FOLD



# HITACHI

## WHY CHOOSE FULL DC INVERTER TECHNOLOGY?

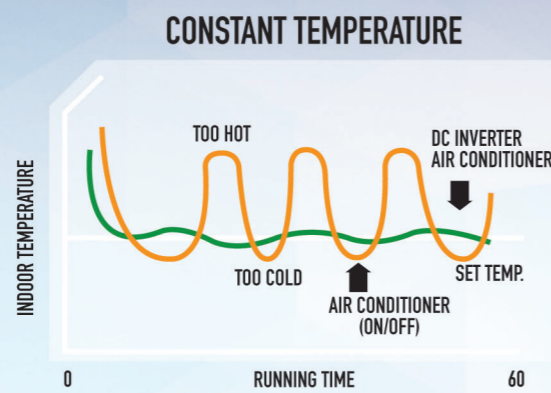
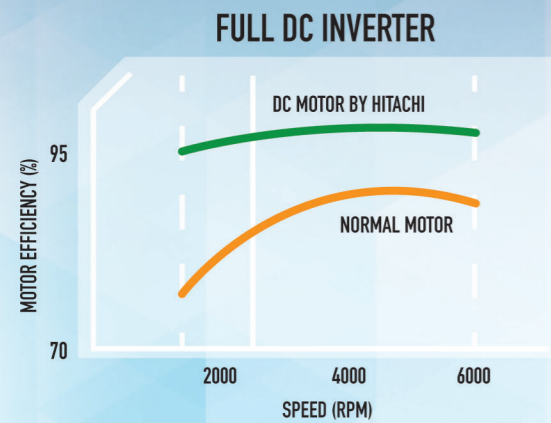
While all inverter air conditioners are equipped with an inverterized compressor, Hitachi units with Full DC Inverter technology feature **NOT JUST ONE BUT THREE DC inverter components—Compressor, Inverter Module, and Fan Motor.** These work together efficiently, providing higher EERs that deliver the cooling comfort you deserve while consuming less power.

You get more savings on your electricity bill!

**FULL DC INVERTER TECHNOLOGY**

**3 INVERTERS IN 1**

- 1 DC COMPRESSOR**
- 2 DC FAN MOTOR**
- 3 DC INVERTER MODULE**




## EFFICIENT AIR FILTER SYSTEM FOR OPTIMUM CLEAN AIR ENVIRONMENT

### NANO SILVER AND PHOTOCATALYST FILTER

The Nano Silver and Photocatalyst Filter effectively blocks harmful germs and bacteria, reducing the risk of spreading harmful airborne diseases.

### ANTI-ALLERGY FILTER

Anti-Allergy Filter prevents the circulation of common airborne allergens such as dust, pollen and pet dander.




### SLEEP MODE-ECO SCAN

The Sleep Mode - Eco Scan feature maintains ideal room temperature by automatically gauging ambient room temperature.

### DEHUMIDIFICATION DEVICE

The Royal Split Type removes excess moisture in the air by alternately setting cooling and fan modes without decreasing room temperature.



## OTHER FEATURES

Quiet Operation • Easy-to-Clean Panel • Auto Restart Function  
Auto Protection Mode • Flexible Installation • LCD Display

## WHY CHOOSE HITACHI?



• Non-flammable and eco-friendly units built with R410A technology and advanced components



• High-tech design and durable craftsmanship provide total comfort that lasts for a long time



• Deluxe and Split Type units have high EER (Energy Efficiency Ratio) that lowers power consumption



• Fast delivery



• Three innovations, one trusted brand—Japanese technology, Taiwanese design, and Filipino craftsmanship



• Proudly crafted at our factory in Subic, Philippines!